


Use and maintenance


Operating guidelines AS530R




Disconnect battery charger and store the cable




Fill water tank with fresh water. Add low foam detergent



Fresh water level indicator is available



Install the squeegee and fasten



Adjust squeegee for optimal water pick-up



Insert the operator key and start the machine



Adjust speed by turning speed knob



Adjust water level at + or - button



Switch up or down to get forward or reverse traction



Lower brush with pedal



Lower the squeegee with handle



Switch brush motor on button



Push the drive pedal and start cleaning

Maintenance


Operating guidelines AS530R




Turn OFF the machine




Empty and clean the recovery tank and floating system



Empty solution tank.
Check and clean filter (weekly)



Press the brush click off button and inspect the brush or pad



Take the squeegee off, check and clean the blades



Hang the squeegee on the machine to dry



Park the machine leaving the recovery tank cover open



Connect battery charger to socket

Local Viper dealer: _____

Phone number: _____

SN: _____